



# 2015 Summary

## CORPORATE SOCIAL RESPONSIBILITY

T. Rowe Price has a longstanding commitment to corporate social responsibility (CSR). As an investment management firm, we understand how results speak louder than words. That is why we place great emphasis on integrating our CSR efforts throughout our global operations. We are pleased to share our progress with you.

### CONDUCTING BUSINESS RESPONSIBLY

#### MANAGING PORTFOLIO RISK

- Collaboration
- Accountability
- Fundamental Research
- Stewardship
- Materiality



#### REDUCING ENVIRONMENTAL IMPACT



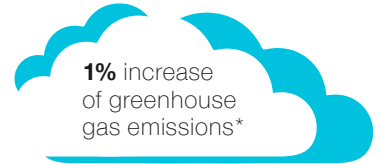
Activated over **7,000** solar panels at our Maryland campus

**80%** landfill waste reduction\*

**28%** reduction in greenhouse gas emissions per associate\*

**37%** of our real estate portfolio has been environmentally certified

\*2010–2015



**1%** increase of greenhouse gas emissions\*

Expanded composting programs and donated **600+** lbs. of produce from our corporate gardens to local charities



### BUILDING FINANCIAL CAPABILITY IN COMMUNITIES

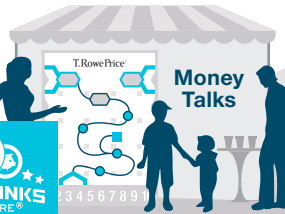
#### ACTIONS AND PARTNERSHIPS

Through our Money Confident Kids® program and our partnerships with Scholastic and Junior Achievement, we are helping empower families to have conversations about money matters.



#### IMPACT

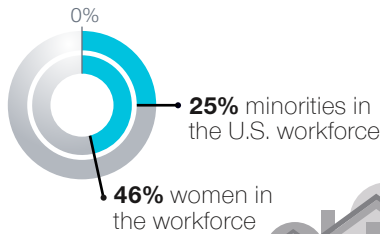
We reached over **1,500,000\*\*** people to build core financial capabilities that will contribute to more stable communities and a healthier economy.



\*\* Total reach of T. Rowe Price financial education websites, online games, apps, exhibits, programs with Junior Achievement, and sponsored events.

### EMPOWERING OUR ASSOCIATES

#### DIVERSITY AND INCLUSION



#### ASSOCIATE IMPACT IN THE COMMUNITY

Over **57,000** associate volunteer hours



**52%** of associates volunteered

Over **300** associates served on nonprofit Boards

**\$6.7 million+** was contributed through associate workplace giving

### T. ROWE PRICE FOUNDATION

**\$8.2 million+** distributed in global matching gifts and direct grants

**\$92 million+** in total giving since 1981

#### AREAS OF FOCUS

Education

Human Services

Arts and Culture

**47%** of direct grants were given to organizations that support education and youth development



\* Figures in U.S. dollars. All data as of December 31, 2015.