

Fidelity Growth Company Fund FDGRX

Benchmark
Russell 1000 Growth TR USD

Overall Morningstar Rating™
★★★★★
Out of 1111 Large Growth investments. An investment's overall Morningstar Rating, based on its risk-adjusted return, is a weighted average of its applicable 3-, 5-, and 10-year Ratings. See disclosure page for details.

Morningstar Return
High

Morningstar Risk
High

Investment Information

Investment Objective & Strategy from investment's prospectus
The investment seeks capital appreciation.
The fund invests primarily in common stocks. It invests in companies that the advisor believes have above-average growth potential (stocks of these companies are often called "growth" stocks). The fund invests in domestic and foreign issuers. The advisor uses fundamental analysis of factors such as each issuer's financial condition and industry position, as well as market and economic conditions, to select investments. The fund is non-diversified.
Past name(s) : Fidelity® Growth Company.


Fees and Expenses as of 01-29-24
Prospectus Gross Expense Ratio 0.72 %
Total Annual Operating Exp per \$1000 \$ 7.20
Maximum Sales Charge —
12b-1 Fee —
Redemption Fee/Term —

Portfolio Manager(s)
Steven S. Wymer, CPA, B.S., University of Illinois 1985.
M.B.A., University of Chicago 1989.

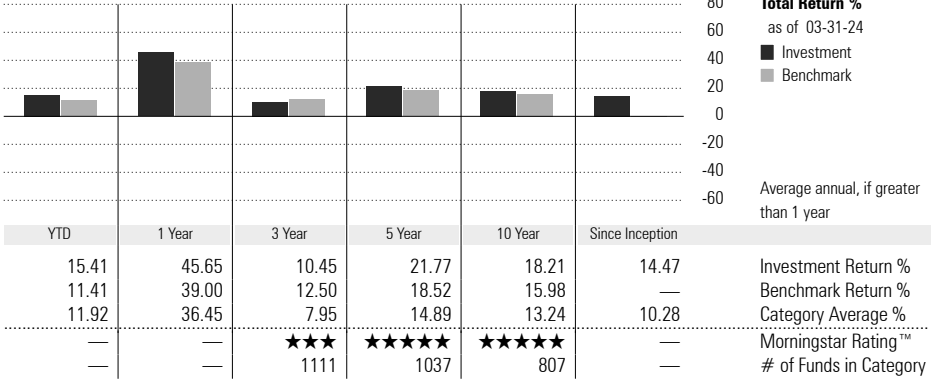
Operations and Management
Fund Inception Date 01-17-83
Management Company Fidelity Management & Research Company LLC
Telephone 800-544-8544
Web Site www.institutional.fidelity.com
Issuer Fidelity Investments

Category Description: Large Growth
Large-growth portfolios invest primarily in big U.S. companies that are projected to grow faster than other large-cap stocks. Stocks in the top 70% of the capitalization of the U.S. equity market are defined as large cap. Growth is defined based on fast growth (high growth rates for earnings, sales, book value, and cash flow) and high valuations (high price ratios and low dividend yields). Most of these portfolios focus on companies in rapidly expanding industries.

Volatility And Risk





Performance as of 03-31-24



The performance data quoted reflects past performance and is calculated according to Morningstar's methodology. For new share classes of an investment, the performance reflected for periods prior to the inception date of such class may have been calculated using the historical returns of the original share class, and in such cases is displayed in italics. The historical returns of the original share class are adjusted to reflect differences in fees when the newer share class has higher fees than the oldest share class but are not adjusted when the newer class has lower fees. Past performance does not guarantee future results. The investment return and principal value of an investment will fluctuate so that an investor's shares, when redeemed, may be worth more or less than their original cost. Current performance may be lower than the performance data quoted. For the most recent month end performance information, please call 1-800-922-9945, or visit rps.troweprice.com.

Portfolio Analysis



Top 10 Holdings as of 02-29-24

Company	% Assets
NVIDIA Corp	15.97
Apple Inc	9.15
Microsoft Corp	7.45
Amazon.com Inc	6.49
Alphabet Inc Class A	3.79
Lululemon Athletica Inc	3.59
Alphabet Inc Class C	2.27
Meta Platforms Inc Class A	2.06
Eli Lilly and Co	2.01
Salesforce Inc	1.96
Total Number of Stock Holdings	399
Total Number of Bond Holdings	8
Turnover Ratio %	12.00
Total Assets (\$mil)	60,972.48

Morningstar Sectors as of 02-29-24

Sector	% Fund
Cyclical	21.35
Basic Materials	0.42
Consumer Cyclical	18.03
Financial Services	2.80
Real Estate	0.10
Sensitive	63.41
Communication Services	9.97
Energy	0.66
Industrials	2.68
Technology	50.10
Defensive	15.23
Consumer Defensive	3.03
Healthcare	12.20
Utilities	0.00

Principal Risks For more information on the risks presented, please refer to <https://www2.troweprice.com/rms/rps/Marketing/Assets/OAAU130-RISK.pdf>

Foreign Securities, Loss of Money, Not FDIC Insured, Growth Investing, Nondiversification, Issuer, Market/Market Volatility, Equity Securities