

# BlackRock Russell 2000 T

## Benchmark

Russell 2000 TR USD

## Overall Morningstar Rating™

★★★

Out of 593 Small Blend investments. An investment's overall Morningstar Rating, based on its risk-adjusted return, is a weighted average of its applicable 3-, 5-, and 10-year Ratings. See disclosure page for details.

## Morningstar Return

Average

## Morningstar Risk

Above Average

## Investment Information

### Investment Objective & Strategy

The Fund is an "index fund" that seeks investment results that correspond generally to the price and yield performance, before fees and expenses, of its Underlying Index (defined below).

The Fund is a collective investment trust maintained and managed by BlackRock Institutional Trust Company, N.A. ("BTC").

The Fund shall be invested and reinvested in a portfolio of equity securities with the objective of approximating as closely as practicable the capitalization weighted total return of that segment of the U.S. market for publicly traded equity securities represented by the Russell 2000[rt] Index (the "Underlying Index"). BTC uses a "passive" or indexing approach to try to achieve the Fund's investment objective. Unlike many funds, the Fund does not try to outperform the index it seeks to track and does not seek temporary defensive positions when markets decline or appear overvalued.

BTC uses a representative sampling indexing strategy to manage the Fund.

### Fees and Expenses as of 12-31-22

Expense Ratio	0.06%
Total Annual Operating Exp per \$1000	\$ 0.60
Maximum Sales Charge	—
12b-1 Fee	—
Redemption Fee/Term	—

### Portfolio Manager(s)

Management Team.

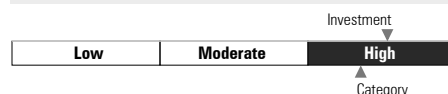
### Operations and Management

Inception Date	01-02-01
Management Company	BlackRock Institutional Trust Company NA
Telephone	800-441-7762
Web Site	www.blackrock.com
Issuer	BlackRock Institutional Trust Company NA

### Category Description: Small Blend

Small-blend portfolios favor U.S. firms at the smaller end of the market-capitalization range. Some aim to own an array of value and growth stocks while others employ a discipline that leads to holdings with valuations and growth rates close to the small-cap averages. Stocks in the bottom 10% of the capitalization of the U.S. equity market are defined as small cap. The blend style is assigned to portfolios where neither growth nor value characteristics predominate.

## Volatility And Risk



### Best 3 Month Return

35.18%

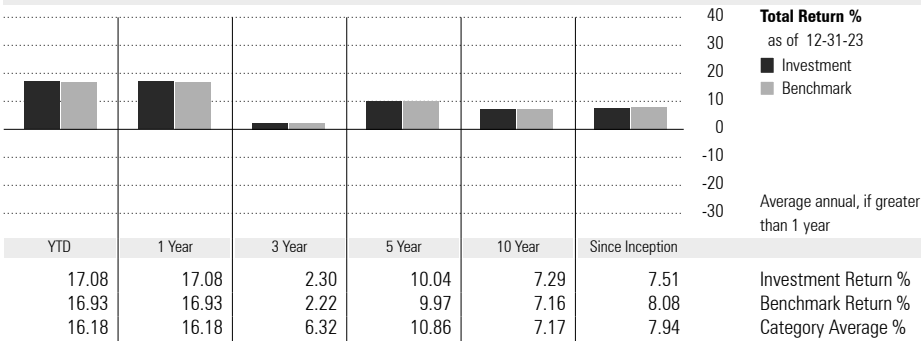
(Nov '20 - Jan '21)

### Worst 3 Month Return

-30.67%

(Jan '20 - Mar '20)


## Performance as of 12-31-23



The performance data quoted reflects past performance. Past performance does not guarantee future results. The investment return and principal value of an investment will fluctuate so that an investor's shares, when redeemed, may be worth more or less than their original cost. Current performance may be lower than the performance data quoted. For the most recent month end performance information, please call 1-800-922-9945, or visit [rps.troweprice.com](https://rps.troweprice.com).

## Portfolio Analysis

### Composition as of 12-31-23



### Top 10 Holdings as of 12-31-23

Top 10 Holdings	% Assets
Super Micro Computer Inc	0.52
Simpson Manufacturing Co Inc	0.33
Cytokinetics Inc	0.30
e.l.f. Beauty Inc	0.30
MicroStrategy Inc Class A	0.30
UFP Industries Inc	0.30
BellRing Brands Inc Class A	0.29
Comfort Systems USA Inc	0.29
Light & Wonder Inc Ordinary Shares	0.29
Onto Innovation Inc	0.29

Total Number of Stock Holdings	1967
Total Number of Bond Holdings	0
Turnover Ratio %	16.70
Total Assets (\$mil)	175.18

### Morningstar Equity Style Box™ as of 12-31-23

Value	Blend	Growth	Large	Mid	Small	% Market Cap
						0.00
						0.00
						2.66
						59.62
						37.72

### Morningstar Sectors as of 12-31-23

Morningstar Sectors	% Fund
Cyclical	37.75
Basic Materials	4.82
Consumer Cyclical	10.50
Financial Services	15.10
Real Estate	7.33
Sensitive	40.04
Communication Services	2.08
Energy	6.74
Industrials	15.25
Technology	15.97
Defensive	22.21
Consumer Defensive	4.07
Healthcare	15.39
Utilities	2.75

## Principal Risks

For more information on the risks presented, please refer to <http://rps.troweprice.com/riskglossary/blackrock>

Underlying Fund Risk 1, Equity Investment Risk, Securities Lending Risk 1, Derivatives Risk 1, Small-Capitalization Companies Risk, Large-Capitalization Companies Risk